BS330 Disposable Plasma Bilirubin Adsorption Column Properties

Adsorbent Volume(mL)	330
Biocompatibility	Tested as required in ISO10993
Adsorbent Material	Polystyrene Divinylbenzene Anion Exchange Resin
Housing Material	Polypropylene
Sterilization Method	Moist Heat Sterilization
Unit Package	280mm(L)×105mm(W)×108mm(H)

*Contraindications, Warnings and Precautions refer to Instructions For Use.

JAFRON - Global Manufacturer and Supplier of Adsorption Columns



Jafron Headquarters



CE



ISO 9001



EN ISO 13485

References

[1] Han, Z., Yao, G. Application of Immunoadsorption therapy in autoimmune diseases. Journal of Internal Intensive Medicine. 2013; 19(3):141-142.

[2] Clinical Trial Report from The First Affiliated Hospital Zhejiang University School of Medicine and Affiliated Hospital of Air Force Medical University.

[3] Xiang, D., Mao, Q., Wang, Y., Zhao, S., Zheng, S., et al. Therapeutic effects of selective plasma purifier on bilirubin adsorption. Infectious Diseases Information. 2010; 2(23), 93-100.

[4] Wen wangze, et al. Observation in vitro for the efficiency of resin hemoperfusion on severe hepatitis. Chinese Journal of Blood purification. 01(2003): 30-32.

[5] Bin huxiao, et al. Comparisons of effects of different types of physical artificial liver support system applied in treatment of patients with early stage of chronic severe hepatitis. Chin J TCM WM Crit Care, March. 202(2008):55-57.

JAFRON BIOMEDICAL CO., LTD.
Address: No. 98, Technology Sixth Road, High-tech Zone, Zhuhai City, 519085, Guangdong, China.
Tel: +86 (756) 3689708
E-mail: overseatrade@jafron.com
Website: www.jafron.com

(For Internal Use)

CY-BS330-01-10-2021-EN

Jafron

Stock Abbreviation: JFSW
Stock Code: 300529

Adsorption of Bilirubin and Bile Acid



BS330

Disposable Plasma Bilirubin Perfusion Adsorption Column

20 years in blood purification clinical practices
Widely used in more than 80 countries
More than 5 million treatments per year

CE 0197

BS330 containing **anion-exchange resin**, can **adsorb bilirubin and bile acid.** BS330 plasma adsorption therapy can relieve the symptoms of **hyperbilirubinemia and hyperbileacidemia.**[1-5]

Anion-exchange Resin Removes Bilirubin

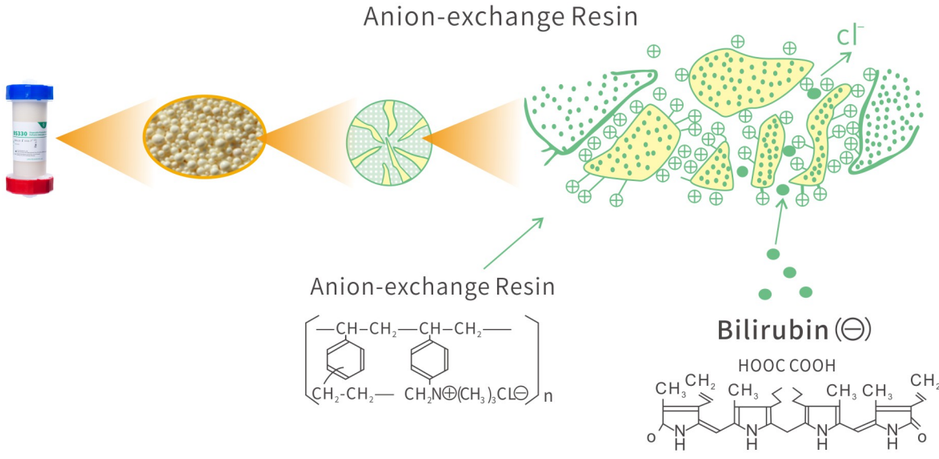

- **Electrostatic interaction** between the adsorbent and bilirubin.
- **Affinity between the molecular structure and the adsorbent skeleton.**

Adsorption Therapy Applications△

According to clinical practices, BS330 plasma adsorption therapy can be applied in the listed conditions.



Note: Clinical practices should base on patients' situations and complications to choose customized artificial liver support system.

*Contraindications and cautions please refer to the instruction.

△For detailed information, please visit www.jafron.com.

Remove Bilirubin and Bile Acid

Laboratory Test Results[2][3]

Adsorption test results of plasma in vitro, the efficacy of adsorption for 6 hours:

Adsorption duration (h)	Circulating plasma volume	The adsorption rate of total bilirubin
2	3600	59.68%
4	7200	67.16%
6	10800	71.06%

Clinical Data of BS330[1]

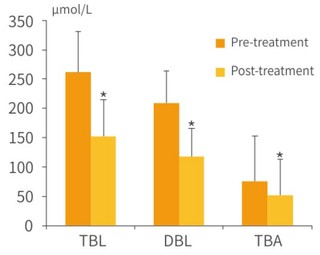

TBL: Total bilirubin; DBL: Direct bilirubin; TBA: Total bile acid
Compared to Pre-treatment, *P<0.05

Multiple Therapy Operation Modes & Flexible Choices

Plasma Bilirubin Adsorption

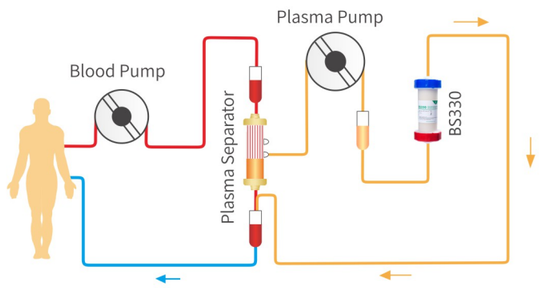



Double Plasma Molecular Adsorption System (DPMAS)

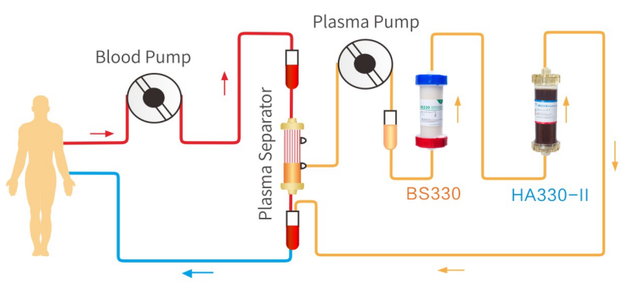



*In series with HA330-II to remove hepatic toxins